



INDEPENDENT AUDITORS' REPORT

To
The Members of
CREATIVE GRAPHICS PREMEDIA PRIVATE LIMITED
A-31, SECTOR - 58, NOIDA- 201301.
GAUTAM BUDDHA NAGAR

Report on the Audit of the Standalone Financial Statements

Opinion

We have audited the accompanying Ind AS standalone financial statements of **Creative Graphics Premedia Private Limited** ("the Company"), which comprises the standalone balance sheet as at March 31, 2024, the standalone Statement of Profit and Loss, including the statement of Other Comprehensive Income, the Cash Flow Statement and the Statement of Changes in Equity for the year then ended, and notes to the standalone Ind AS financial statements, including a summary of significant accounting policies and other explanatory information.

In our opinion and to the best of our information and according to the explanations given to us, the aforesaid standalone Ind AS financial statements give the information required by the Companies Act, 2013, as amended (the "Act") in the manner so required and give a true and fair view in conformity with the accounting principles generally accepted in India, of the state of affairs of the Company as at March 31, 2024, its profit including other comprehensive income, its cash flows and the changes in equity for the half year then ended.

Basis for opinion

We conducted our audit in accordance with the Standards on Auditing (SAs) specified under section 143(10) of the Companies Act, 2013. Our responsibilities under those Standards are further described in the Auditor's Responsibilities for the Audit of the Financial Statements section of our report. We are independent of the Company in accordance with the Code of Ethics issued by the Institute of Chartered Accountants of India together with the ethical requirements that are relevant to our audit of the financial statements under the provisions of the Companies Act, 2013 and the Rules there under, and we have fulfilled our other ethical responsibilities in accordance with these requirements and the Code of Ethics. We believe that the audit evidence we have obtained is sufficient and appropriate to provide a basis for our opinion.

Information other than the Standalone Financial Statements and Auditors' Report thereon

The Company's Board of Directors is responsible for the preparation of the other information. The other information comprises the information included in the Director's Report including the annexure thereto, but does not include the Standalone Ind AS Financial Statements and our auditors' report thereon.

Our opinion on the standalone Ind AS financial statements does not cover the other information and we do not express any form of assurance conclusion thereon. In connection with our audit of the standalone Ind AS financial statements, our responsibility is to read the other information and, in doing so, consider whether such other information is materially inconsistent with the standalone Ind AS financial statements or our knowledge obtained in the audit or otherwise appears to be materially misstated. If, based on the work we have performed, we conclude that there is a material misstatement of this other information; we are required to report that fact. We have nothing to report in this regard.



Key Audit Matters

Key audit matters are those matters that, in our professional judgement, were of most significance in our audit of the financial statements of the current period. These matters were addressed in the context of our audit of the financial statements as a whole, and in forming our opinion thereon, and we do not provide a separate opinion on these matters. For the key audit matter below, our description of how our audit addressed the matter is provided in that context.

We have determined the matters described below to be the key audit matters to be communicated in our report. We have fulfilled the responsibilities described in the Auditor's responsibilities for the audit of the standalone Ind AS financial statements section of our report, including in relation to these matters. Accordingly, our audit included the performance of procedures designed to respond to our assessment of the risks of material misstatement of the standalone Ind AS financial statements. The results of audit procedures performed by us provide the basis for our audit opinion on the accompanying standalone Ind AS financial statements.

1. Identification and disclosure of related parties

(as described in note 20 of the standalone Ind AS financial statements)

The company has related party transactions which include, amongst others, sale and purchase of goods/services to its subsidiaries, associates, joint venture and other related parties and lending, investment and borrowing to its associates and joint venture. Identification and disclosure of related parties was a significant area of focus and hence considered it as a Key Audit Matter

Our audit procedures amongst others included the following:

- Evaluated the design and tested the operating effectiveness of controls over identification and disclosure of related party transactions.
- Obtained a list of related parties from the company's management and traced the related parties to declarations given by directors, where applicable and to note 20 of the standalone Ind AS financial statements.
- Read minutes of the meetings of the Board of Directors.
- Read declarations of related party transactions given to the Board of Directors.
- Verified the disclosures in the standalone Ind AS financial statements for compliance with Ind AS 24.

Responsibilities of Management for the Standalone Financial Statements

The Company's Board of Directors is responsible for the matters in section 134(5) of the Companies Act, 2013 ("the Act") with respect to the preparation of these standalone Ind AS financial statements that give a true and fair view of the financial position, financial performance and cash flows of the Company in accordance with the accounting principles generally accepted in India, including the Accounting Standards specified under Section 133 of the Act read with Companies (Indian Accounting Standards) Rules, 2015, as amended. This responsibility also includes the maintenance of adequate accounting records in accordance with the provision of the Act for safeguarding of the assets of the Company and for preventing and detecting the frauds and other irregularities; selection and application of appropriate implementation and maintenance of accounting policies; making judgments and estimates that are reasonable and prudent; and design, implementation and maintenance of adequate internal financial control, that were operating effectively for ensuring the accuracy and completeness of the accounting records, relevant to the preparation and presentation of the financial statements that give a true and fair view and are free from material misstatement, whether due to fraud or error.


In preparing the financial statements, management is responsible for assessing the Company's ability to continue as a going concern, disclosing, as applicable matters related to going concern and using the going concern basis of accounting unless management either intends to liquidate the Company's or to cease operations, or has no realistic alternative to do so.

The Board of Directors are also responsible for overseeing the Company's financial reporting process.



Auditors' Responsibilities for the Audit of the Financial Statements


- A. Our objectives are to obtain reasonable assurance about whether the financial statements as a whole are free from material misstatement, whether due to fraud or error, and to issue an auditor's report that includes our opinion. Reasonable assurance is a high level of assurance but is not a guarantee that an audit conducted in accordance with Standard on Auditing will always detect a material misstatement when it exists. Misstatement can arise from fraud or error and are considered material if, individually or in the aggregate, they could reasonably be expected to influence the economic decisions of users taken on the basis of these Ind AS financial statements.
- B. As part of an audit in accordance with SAs, we exercise professional judgment and maintain professional scepticism throughout the audit. We also:
- i. Identify and assess the risks of material misstatement of the financial statements, whether due to fraud or error, design and perform audit procedures responsive to those risks, and obtain audit evidence that is sufficient and appropriate to provide a basis for our opinion. The risk of not detecting a material misstatement resulting from fraud is higher than for one resulting from error, as fraud may involve collusion, forgery, intentional omissions, misrepresentations, or the override of internal control.
 - ii. Obtain an understanding of internal financial controls relevant to the audit in order to design audit procedures that are appropriate in the circumstances. However under section 143(3)(i) of the Act, we are not responsible for expressing our opinion on whether the Company has adequate internal financial controls system in place and operating effectiveness of such controls.
 - iii. Evaluate the appropriateness of accounting policies used and the reasonableness of accounting estimates and related disclosures made by management.
 - iv. Conclude on the appropriateness of management's use of the going concern basis of accounting and, based on the audit evidence obtained, whether a material uncertainty exists related to events or conditions that may cast significant doubt on the Company's ability to continue as a going concern. If we conclude that a material uncertainty exists, we are required to draw attention in our auditor's report to the related disclosures in the financial statements or, if such disclosures are inadequate, to modify our opinion. Our conclusions are based on the audit evidence obtained up to the date of our auditor's report. However, future events or conditions may cause the Company to cease to continue as a going concern.
 - v. Evaluate the overall presentation, structure and content of the financial statements, including the disclosures, and whether the financial statements represent the underlying transactions and events in a manner that achieves fair presentation.
- C. Materiality is the magnitude of misstatements in the Standalone Ind AS Financial Statements that, individually or in aggregate, makes it probable that the economic decisions of a reasonably knowledgeable user of the Standalone Financial Statements may be influenced. We consider quantitative materiality and qualitative factors in (i) planning the scope of our audit work and in evaluating the results of our work; and (ii) to evaluate the effect of any identified misstatements in the Standalone Financial Statements.
- D. We communicate with those charged with governance regarding, among other matters, the planned scope and timing of the audit and significant audit findings, including any significant deficiencies in internal control that we identify during our audit.



- E. We also provide those charged with governance with a statement that we have complied with relevant ethical requirements regarding independence, and to communicate with them all relationships and other matters that may reasonably be thought to bear on our independence, and where applicable, related safeguards.
- F. From the matters communicated with those charged with governance, we determine those matters that were of most significance in the audit of the financial statements of the current period and are therefore the key audit matters. We describe these matters in our auditor's report unless law or regulation precludes public disclosure about the matter or when, in extremely rare circumstances, we determine that a matter should not be communicated in our report because the adverse consequences of doing so would reasonably be expected to outweigh the public interest benefits of such communication.

Report on other Legal and Regulatory Requirements

- A. This Report does not include a statement on the matter's specified in Companies (Auditor's Report) Order, 2020 ("the Order") issued by the Central Government of India in terms of sub-section (11) of section 143 of the Companies Act 2013, since in our opinion and according to the information and explanation given to us, the said Order is not applicable to the company.
- i) As required by section 143(3) of the Act, we report that:
- a) We have sought and obtained all the information and explanations which to the best of our knowledge and belief were necessary for the purposes of our audit.
 - b) In our opinion proper books of account as required by law have been kept by the Company so far as appears from our examination of those books.
 - c) The Balance Sheet, the Statement of Profit and Loss including the Statement of Other Comprehensive Income, the Cash Flow Statement and Statement of Changes in Equity dealt with by this Report are in agreement with the books of account.
 - d) In our opinion, the aforesaid financial statements comply with the Accounting Standards specified under Section 133 of the Act, read with Companies (Indian Accounting Standards) Rules, 2015, as amended.
 - e) On the basis of written representations received from the directors as on 31st March, 2024, taken on record by the Board of Directors, none of the directors is disqualified as on 31st March, 2024, from being appointed as a director in terms of Section 164(2) of the Act.
 - f) In terms of exemption granted vide Notification no. GSR-583(E) dated 13th of June 2017, issued by the Ministry of Corporate Affairs, we are not required to report on the adequacy of the internal financial controls over financial reporting of the Company and the operating effectiveness of such controls.
 - g) With respect to the matter to be included in the Auditors' Report under Section 197(16) of the Act: In our opinion and according to the information and explanations given to us, the remuneration paid to its directors during the current period is in accordance with the provisions of Section 197 of the Act. The remuneration paid to any director is not in excess of the limits laid down under section 197 of the Act.
 - h) With respect to the other matters to be included in the Auditor's Report in accordance with Rule 11 of the Companies (Audit and Auditors) Rules, 2014 in our opinion and to the best of our information and according to the explanations given to us.



- i. The Company has disclosed the impact of pending litigations, if any on its financial positions in its standalone Ind AS financial statements.
- ii. As informed, the company did not have any long-term contracts including derivatives contracts for which there were any material foreseeable losses.
- iii. There were no amounts which were required to be transferred to the Investor Education and Protection Fund by the Company.
- iv.
 - a) the management of the company has represented that to the best of its knowledge and belief, the company has not advanced or leased or invested any funds (either from borrowed funds or share premium or any other sources or kind of funds), to or in any other person(s) or entity(ies), including foreign entities ("intermediaries") with the understanding, whether recorded in writing or otherwise, that the intermediary shall whether directly or indirectly lend or invest in other person(s) or entity(ies) identified in any manner whatsoever by or on behalf of the company ("ultimate beneficiary") or provide any guarantee, security or the like on behalf of the ultimate beneficiaries;
 - b) it has been represented by the management, that to the best of its knowledge and belief, the company has not received any funds from any person(s) or entity(ies) including foreign entities ("funding parties"), with the understanding, whether recorded in writing or otherwise, that the company shall whether, directly or indirectly lend or invest in other person(s) or entity(ies) identified in any manner whatsoever by or on behalf of the funding party ("ultimate beneficiary") or provide any guarantee, security or the like on behalf of the ultimate beneficiaries;
 - c) on the basis of such audit procedures that the auditors have considered reasonable and appropriate in the circumstances, nothing has come to our notice that has caused them to believe that the representations under sub clause (i) and (ii) of Rule 11(e), as provided under (a) and (b) above, contain any material misstatement.
- v. The company has neither declared nor paid any dividend during the year, thus compliance with section 123 of the Companies Act, 2013 is not applicable.
- vi. Proviso to Rule 3(1) of the Companies (Accounts) Rules, 2014 (as amended) provides for the feature of recording of audit trail (edit log) facility in the accounting software used by the Company for maintenance of books of account and related matters with effect from financial year beginning April 1, 2023, but as informed to us, the said feature has not yet been enabled in the accounting software being used by the company, hence we are unable to comment on the same.

For Yogesh Kansal & Company

Chartered Accountants

FRN:507136C



(CA Abhay Kansal)

M. No. 439591

UDIN:

Place: Delhi

Date: 23.05.2024

Creative Graphics Premedia Private Limited
Balance Sheet as at March 31, 2024

(in Rupees '000)

Particulars	Note	As at March 31, 2024	As at March 31, 2023	As at April 01, 2022
ASSETS				
(A) Non-current assets				
(a) Property, plant and equipment	(3)	52	64	-
(b) Deferred tax assets		2	3	4
(c) Income tax assets		-	-	-
Total non-current assets		689	67	4
(B) Current assets				
(a) Inventories	(8)	-	-	-
(b) Financial assets		-	-	-
(i) Trade receivables	(4)	6,691	6,308	-
(ii) Cash and cash equivalents	(7)	493	773	55
(iii) Other financial assets	(5)	-	-	-
(c) Other assets	(6)	141	155	45
Total current assets		7,324	7,236	100
Total Assets		8,013	7,303	104
EQUITY AND LIABILITIES				
(A) Equity				
(a) Share capital		100	100	100
(b) Other equity	(8)	1,742	1,182	(38)
Total equity	(9)	1,842	1,282	62
(B) Liabilities				
(I) Non-current liabilities				
(a) Financial liabilities		-	-	-
(i) Borrowings	(10)	-	-	-
Total non-current liabilities		-	-	-
(II) Current liabilities				
(a) Financial liabilities		-	-	-
(i) Borrowings	(10)	1,409	1,409	-
(ii) Trade payables	(11)	1,195	43	-
1. Dues of micro enterprises and small enterprises		2,159	1,858	-
2. Dues of creditors other than micro enterprises and small enterprises		991	2,105	42
(iii) Other financial liabilities	(12)	418	520	-
(b) Other liabilities	(13)	-	87	-
(c) Current tax liability		-	-	-
Total current liabilities		6,171	6,021	42
Total Equity and Liabilities		8,013	7,303	104
Material accounting policies				

1 - 2

The accompanying notes from 1 to 33 form an integral part of the financial statements

As per our report of even date attached.

For Yogesh Kansal & Company
Chartered Accountants
Firm's Registration Number: 507436C



CA Abhay Kansal
Partner
Membership Number: 439591
Place: Delhi
Date: May 23, 2024

UDIN: 24439591BKAJDK4537

For and on behalf of the Board of Directors of
Creative Graphics Premedia Private Limited
For Creative Graphics Premedia Pvt. Ltd. For Creative Graphics Premedia Pvt. Ltd.

[Handwritten Signature]

Director
Rajanshu Goel
Director
DIN: 03118826
Place: Delhi
Date: May 23, 2024

[Handwritten Signature]
Director
Sarika Goel
Director
DIN: 06777690
Place: Delhi
Date: May 23, 2024

Director

Creative Graphics Premedia Private Limited

Statement of Profit and Loss for the year ended March 31, 2024

(in Rupees '000)

Particulars	Note	Year ended March 31, 2024	Year ended March 31, 2023
(1) Income			
(a) Revenue from operations	(14)	20,445	10,600
(b) Other income	(17)	-	-
Total Income		20,445	10,600
(2) Expenses			
(a) Cost of raw materials consumed	(15)	3,570	4,347
(b) Employee benefits expense	(16)	7,515	292
(c) Finance costs	(20)	-	-
(d) Depreciation and amortization expense	(17)	12	10
(e) Other expenses	(18)	8,559	4,323
Total Expenses		19,656	8,972
(3) Profit before tax (1-2)		789	1,628
(4) Tax expense	(26)		
(a) Current tax		228	407
(b) Tax expense relating to prior years		-	-
(c) Deferred tax charge / (credit)		1	1
Total tax expense		229	408
(5) Profit for the year		560	1,220
(6) Other comprehensive income/(loss)			
(1) Items that will be reclassified to Profit / (Loss)		-	-
(2) Items that will not be reclassified subsequently to Profit / (Loss)		-	-
Total other comprehensive income/(loss)		-	-
(7) Total comprehensive income for the year		560	1,220
Earnings per share (EPS)	(25)		
(1) Basic EPS		56	135
(2) Diluted EPS		56	135

Material accounting policies

1 - 2

The accompanying notes from 1 to 33 form an integral part of the financial statements

As per our report of even date attached.

For Yogesh Kansal & Company
Chartered Accountants
Firm's Registration Number: 507135C

CA Abhay Kansal
Partner
Membership Number: 439591
Place : Delhi
Date : May 23, 2024

UDIN: 24439591BKATDK4537

For and on behalf of the Board of Directors of
Creative Graphics Premedia Private Limited

CIN: U22300UP2021PTC157172


Deepanshu Goel
Director
DIN : 03118826
Place : Delhi
Date : May 23, 2024

Sarika Goel
Director
DIN : 06777690
Place : Delhi
Date : May 23, 2024

For Creative Graphics Premedia Pvt. Ltd. For Creative Graphics Premedia Pvt. Ltd.



Director



Director

Creative Graphics Premedia Private Limited

Statement of Cash flows for the year ended March 31, 2024

(in Rupees '000)

Particulars	Year ended March 31, 2024	Year ended March 31, 2023
(A) Cashflows from operating activities		
Profit before tax	789	1,628
Adjustment for:		
Depreciation and amortization	12	10
Interest cost	-	-
Interest income	-	-
Foreign exchange Loss, (net)	-	-
Operating cash flow before working capital changes	800	1,638
Adjustment for changes in working capital:		
(Increase)/Decrease in inventories	-	-
(Increase)/Decrease in trade receivable	(382)	(6,308)
Decrease/(Increase) in other financial assets	-	-
Decrease/(Increase) in other assets	14	(155)
(Decrease) / Increase in trade payables	1,452	1,901
Increase / (Decrease) in other financial liabilities	(1,114)	2,105
Increase in other current liabilities	(102)	520
Cash generated from operations	668	(299)
Taxes paid (net of refunds)	-	-
Net cashflows from operating activities	668	(299)
(B) Cashflows from investing activities		
Purchase of property, plant and equipment and intangible assets	-	(74)
Interest Income	-	-
Net cashflows from investing activities	-	(74)
(C) Cashflows from financing activities		
Borrowings, net	-	1,409
Proceed from issue of equity shares	-	100
Interest paid	-	-
Net cashflows from financing activities	-	1,509
Net (decrease)/increase in cash and cash equivalents (A+B+C)	668	1,136
Cash and cash equivalents at the beginning of the year	773	-
Cash and cash equivalents at the end of the year	1,442	1,136
Cash and cash equivalents comprise of:		
Cash in hand	5	7
Balance with banks:		
In current accounts	488	766
Fixed Deposit	-	-
Total cash and cash equivalents	493	773

Notes :

1. The cashflow statement has been prepared under the indirect method as set out in Indian Accounting standard (Ind AS 7) Statement of cash flows' as specified under section 133 of the Companies Act, 2013.

As per our report of even date attached.

For Yogesh Kansal & Company
Chartered Accountants
Firm's Registration Number: 507136C


CA Abhay Kansal
Partner


Membership Number: 439591
Place : Delhi
Date : May 23, 2024


UDIN: 24439591BKAJDK4537

For and on behalf of the Board of Directors of
Creative Graphics Premedia Private Limited

CIN: U22300UP2021PTC157172

For Creative Graphics Premedia Pvt. Ltd. For Creative Graphics Premedia Pvt. Ltd.


Deepanshu Goel
Director
DIN : 03118826
Place : Delhi
Date : May 23, 2024


Sarika Goel
Director
DIN : 06777690
Place : Delhi
Date : May 23, 2024

Creative Graphics Premedia Private Limited

Statement of Changes in Equity for the year ended March 31, 2024

(A) Equity share capital

(in Rupees '000)

Particulars	Amount
Balance as at April 1, 2022	100
Changes in equity share capital during the year	-
Balance as at March 31, 2023	100
Changes in equity share capital during the year	-
Balance as at March 31, 2024	100

(B) Other equity

(in Rupees '000)

Particulars	Reserve and Surplus	Total equity
	Retained earnings	
Balance as at April 1, 2022	(38)	(38)
Profit for the year	1,220	1,220
Restated Balance as at March 31, 2023	1,182	1,182
Profit for the year	560	560
Balance as at March 31, 2024	1,742	1,742

Nature and purpose of reserves

(a) **Retained Earnings:** Retained earnings are the profits that the Company has earned till date net of appropriations. It is available for distribution to shareholders.

As per our report of even date attached.

For Yogesh Kansal & Company
Chartered Accountants
Firm's Registration Number: 507136C

CA Abhay Kansal
Partner
Membership Number: 439591
Place : Delhi
Date : May 23, 2024

UDIN: 24439591BKATDK4537

For and on behalf of the Board of Directors of
Creative Graphics Premedia Private Limited

CIN: U22300UP2021PTC157172

Deepanshu Goel **Sarika Goel**
Director Director
DIN : 03118826 DIN : 06777690
Place : Delhi Place : Delhi
Date : May 23, 2024 Date : May 23, 2024

For Creative Graphics Premedia Pvt. Ltd. **For Creative Graphics Premedia Pvt. Ltd.**

Deepanshu Goel
Director

Sarika Goel
Director

Creative Graphics Premedia Private Limited

Notes to the financial statements for the year ended March 31, 2024

1 Corporate information

Creative Graphics Premedia Private Limited is a company incorporated in India under the provisions of the erstwhile Companies Act, 2013. The registered office of the company is situated in the Noida, Uttar Pradesh. The financial statements of the company for the year ended March 31, 2024 were approved and authorized for issue by board of directors in their meeting held on May 23, 2024. The functional currency of the company is 'Indian National Rupee'. All financial information present in Indian rupees have been rounded-off to nearest Lakhs or as otherwise stated.

Material accounting policies

2 Basis of preparation

The financial statements of the Company have been prepared in accordance with Indian Accounting Standards (IndAS) notified under the Companies (Indian Accounting Standards) Rules, 2015 (as amended from time to time) and presentation requirements of Division II of Schedule III to the Companies Act, 2013, (Ind AS compliant Schedule III), as applicable to the financial statements.

For all periods up to March 31, 2023, the Company prepared its financial statements in accordance accounting standards notified under the section 133 of the Companies Act 2013, read together with paragraph 7 of the Companies (Accounts) Rules, 2014 (Indian GAAP). These financial statements for the year ended March 31, 2024 are the

first the Company has prepared in accordance with Ind AS. Refer to note 23 for information on how the Company adopted Ind AS.

The financial statements have been prepared on a historical cost basis, except for certain financial assets and liabilities measured at fair value (refer accounting policy regarding financial instruments).

2.01 Property, plant and equipment

All items of property, plant and equipment are stated at historical cost less accumulated depreciation and accumulated impairment losses. Historical cost includes expenditure that is directly attributable to the acquisition of the items. Cost includes its purchase price including non-refundable taxes and duties, directly attributable costs of bringing the asset to its present location and condition.

Subsequent costs are included in the asset's carrying amount or Recognized as a separate asset, as appropriate, only when it is probable that future economic benefits associated with the item will flow to the group and the cost of the item can be measured reliably.

The carrying amount of any component accounted for as a separate asset is derecognized when replaced. All other repairs and maintenance are charged to statement of profit or loss during the reporting period in which they are incurred.

An asset's carrying amount is written down immediately to its recoverable amount if the asset's carrying amount is greater than its estimated recoverable amount.

The residual values and useful lives of property, plant and equipment are reviewed at each financial year end and changes, if any, are accounted in the line with revisions to accounting estimates.

Depreciation

Depreciation on property, plant and equipment is provided on straight line method, which is in line with the estimated useful life as specified in Schedule II of the Companies Act, 2013.

Depreciation commences when the assets are ready for their intended use. The assets residual values and useful lives are reviewed, and adjusted if appropriate, at the end of each reporting period.

Gains and losses on disposals are determined by comparing net disposal proceeds with carrying amount. These are included in the statement of profit and loss.


The estimated use full lives are as follows :

Assets	Use full life (years)
Office equipment	10
Plant and Machinery	15
Building	30
Furnitures and Fixtures	10
Electric Installation	15
Computers	6

2.02 Depreciation of property, plant and equipment

Consideration is given at each balance sheet date to determine whether there is any indication of impairment of the carrying amount of the group or each class of the property, plant and equipment. If any indication exists, an asset's recoverable amount is estimated. An impairment loss is recognized whenever the carrying amount of an asset exceeds its recoverable amount. The recoverable amount is the greater of the net selling price and value in use. In assessing value in use, the estimated future cash flows are discounted to their present value based on an appropriate discount factor.

For Creative Graphics Premedia Pvt. Ltd.



Director

For Creative Graphics Premedia Pvt. Ltd.



Director

Creative Graphics Premedia Private Limited

Notes to the financial statements for the year ended March 31, 2024

2.03 Current versus non-current classification

The group presents assets and liabilities in the balance sheet based on current/non-current classification. An asset is treated as current when it is:

- ▶ Expected to be realised or intended to be sold or consumed in normal operating cycle
- ▶ Held primarily for the purpose of trading
- ▶ Expected to be realised within twelve months after the reporting period, or
- ▶ Cash or cash equivalent unless restricted from being exchanged or used to settle a liability for at least twelve months after the reporting period

All other assets are classified as non-current.

A liability is current when:

- ▶ It is expected to be settled in normal operating cycle
- ▶ It is held primarily for the purpose of trading
- ▶ It is due to be settled within twelve months after the reporting period, or
- ▶ There is no unconditional right to defer the settlement of the liability for at least twelve months after the reporting period

The group classifies all other liabilities as non-current.

Deferred tax assets and liabilities are classified as non-current assets and liabilities.

2.04 Fair value measurement

The group measures financial instruments at fair value at each balance sheet date. Fair value is the price that would be received to sell an asset or paid to transfer

- ▶ In the principal market for the asset or liability, or
- ▶ In the absence of a principal market, in the most advantageous market for the asset or liability

The principal or the most advantageous market must be accessible by the Company. The fair value of an asset or a liability is measured using the assumptions that market participants would use when pricing the asset or liability, assuming that market participants act in their economic best interest.

A fair value measurement of a non-financial asset takes into account a market participant's ability to generate economic benefits by using the asset in its highest and best use or by selling it to another market participant that would use the asset in its highest and best use.

The group uses valuation techniques that are appropriate in the circumstances and for which sufficient data are available to measure fair value, maximising the use of relevant observable inputs and minimising the use of unobservable inputs

All assets and liabilities for which fair value is measured or disclosed in the financial statements are categorised within the fair value hierarchy, described as

- ▶ Level 1 — Quoted (unadjusted) market prices in active markets for identical assets or liabilities
- ▶ Level 2 — Valuation techniques for which the lowest level input that is significant to the fair value measurement is directly or indirectly observable
- ▶ Level 3 — Valuation techniques for which the lowest level input that is significant to the fair value measurement is unobservable

For financial assets and liabilities maturing within one year from the balance sheet date and which are not carried at fair value, the carrying amount approximates fair value to due to short term maturity of these instruments.

The group recognises the transfer between the levels of fair value hierarchy at the end of the reporting period during which the changes has occurred.

For the purpose of fair value disclosures, the group has determined classes of assets and liabilities on the basis of the nature, characteristics and risks of the asset or liability and the level of the fair value hierarchy as explained above.

This note summaries accounting policy for fair value. Other fair value related disclosures are given in the relevant notes.

- ▶ Quantitative disclosures of fair value measurement hierarchy (Note 22)
- ▶ Financial instruments (including those carried at amortised cost) (Note 22)

2.05 Revenue from contract with customers

Revenue is recognised at an amount that reflects the consideration to which the group expects to be entitled in exchange for transferring services to a customer. The group identifies the performance obligations in its contracts with customers and recognises revenue as and when the performance obligations are satisfied.

Revenue from inter-group arrangement is recognised based on transaction price which is at arm's length based on transfer pricing arrangement. Revenue is measured based on the transaction price, which is the consideration, adjusted for volume discounts, price concessions and incentives, if any, as specified in the contract with the customer. Revenue also excludes taxes collected from customers.

Sale of products :

Revenue from sale of goods is recognised, net of returns and trade discounts, deductions claimed and / or allowed on account of price difference, quantity discount and claims for shortages etc., if any, on transfer of significant risks and rewards of ownership to the buyer, which generally coincides with the delivery of goods. Sales excludes Goods & Services Tax (GST). When there is uncertainty about the ultimate collectability, the revenue recognition is postponed until such uncertainty is resolved.

Other income:

Revenue in respect of overdue interest, insurance claims, etc. is recognised to the extent the group is reasonably certain of its ultimate realisation.

Interest income:

Interest income is accounted on receipt basis. Dividend income is accounted for when the right to receive is established. Interest from customers on delayed payments are recognised when there is a certainty of realisation.

Export Incentive / Duty drawback :

Export incentives are recognised when there is reasonable assurance that the group will comply with the conditions and the incentive will be received.

2.06 Inventories

Inventories are valued at the lower of cost and net realisable value.

Costs incurred in bringing each product to its present location and condition are accounted for as follows:

- ▶ Raw materials: Raw Materials and Packing Materials are valued at cost determined on Weighted Average method as the group believes that it will not sell the products at lower of the cost it incurs to manufacture it.
- ▶ Work in Progress: Work-in-process is valued at estimated cost.
- ▶ Finished goods: At Lower of Cost or Net Realisable Value. Cost includes Direct Material, Direct Labour and other Direct Costs.

Cost of inventories comprises of purchase price, cost of conversion and other costs including manufacturing overheads appropriated through the system, net of recoverable taxes incurred in bringing them to the point of sale \ consumption.

Initial cost of inventories includes the transfer of gains and losses on qualifying cash flow hedges, recognised in OCI, in respect of the purchases of raw materials.

Net realisable value is the estimated selling price in the ordinary course of business, less estimated costs of completion and the estimated costs necessary to make the sale.



For Creative Graphics Premedia Pvt. Ltd.

[Signature]
Director

For Creative Graphics Premedia Pvt. Ltd.

[Signature]
Director

Creative Graphics Premedia Private Limited

Notes to the financial statements for the year ended March 31, 2024

2.07 Taxes

Current income tax assets and liabilities are measured at the amount expected to be recovered from or paid to the taxation authorities in accordance with the Income Tax Act 1961. The tax rates and tax laws used to compute the amount are those that are enacted or substantively enacted, at the reporting date. Current income tax relating to items recognised outside profit or loss is recognised outside profit or loss (either in other comprehensive income or in equity). Current tax items are recognised in correlation to the underlying transaction either in OCI or directly in equity. Management periodically evaluates positions taken in the tax returns with respect to situations in which applicable tax regulations are subject to interpretation and establishes provisions where appropriate.

Current tax assets and current tax liabilities are offset when there is a legally enforceable right to set off the recognised amounts and there is an intention to settle the asset and the liability on a net basis.

Deferred Tax

Deferred tax is recognised using balance sheet approach at the reporting date between the tax bases of assets and liabilities and their carrying amounts for financial reporting purpose at the reporting date.

The carrying amount of deferred tax assets is reviewed at each reporting date and reduced to the extent that it is no longer probable that sufficient taxable profits will be available to allow all or part of the deferred tax asset to be utilised. Unrecognised deferred tax assets are re-assessed at each reporting date and are recognised to the extent that it has become probable that future taxable profits will allow the deferred tax assets to be recovered.

Deferred tax assets and liabilities are measured using the tax rates that are expected to apply in a year when asset is realised or the liability is expected to be settled based on the tax rates and tax laws that have been enacted or substantively enacted by the reporting date.

Deferred tax assets and deferred tax liabilities are offset when there is a legally enforceable right to set off assets against liabilities representing current tax where the deferred tax assets and deferred tax liabilities relate to taxes on income levied by the same governing taxation laws.

Current and deferred tax for the year

Current and deferred tax are recognised in the statement of profit or loss, except when they relate to items that are recognised in other comprehensive income or directly in equity, in which case, the current and deferred tax are also recognised in other comprehensive income or directly in equity respectively.

2.08 Foreign Currency translation

Functional and Presentation currency

Items included in the financial statements of the group are measured using the currency of the primary economic environment in which the entity operates ('the functional currency'). The Financial statements are presented in Indian rupee (INR), which is functional and presentation currency of the Company.

Transaction and balances

Transactions in foreign currencies are initially recognised in the financial statements using exchange rates prevailing on the date of transaction. Monetary assets and liabilities denominated in foreign currencies are translated to the functional currency at the exchange rates prevailing at the reporting date and foreign exchange gain or loss are recognised in profit or loss.

Non-monetary items that are measured in terms of historical cost in a foreign currency are translated using the exchange rates at the dates of the initial transactions.

2.09 Provisions and Contingent Liabilities

Provisions:

If the effect of the time value of money is material, provisions are discounted using a current pre-tax rate that reflects, when appropriate, the risks specific to the liability. When discounting is used, the increase in the provision due to the passage of time is recognised as a finance cost.

Contingent Liabilities:

Contingent liabilities are disclosed when there is a possible obligation arising from past events, the existence of which will be confirmed only by the occurrence or non-occurrence of one or more uncertain future events not wholly within the control of the group or a present obligation that arises from past events where it is either not probable that an outflow of resources will be required to settle or a reliable estimate of the amount cannot be made. The group does not recognise a contingent liability but discloses its existence in the financial statements.

2.10 Financial Instruments

A financial instrument is any contract that gives rise to a financial asset of one entity and a financial liability or equity instrument of another entity.

Financial assets

Initial recognition and measurement

Financial assets are classified, at initial recognition, as subsequently measured at amortised cost, fair value through other comprehensive income (OCI), and fair value through profit or loss.

The classification of financial assets at initial recognition depends on the financial asset's contractual cash flow characteristics and the Company's business model for managing them. With the exception of trade receivables that do not contain a significant financing component, the group initially measures a financial asset at its fair value plus, in the case of a financial asset not at fair value through profit or loss, transaction costs that are attributable to the acquisition of financial asset. Trade receivables that do not contain a significant financing component are measured at the transaction price determined under Ind AS 115. Refer to the accounting policies in section 2.4 for Revenue from contracts with customers.

In order for a financial asset to be classified and measured at amortised cost or fair value through OCI, it needs to give rise to cash flows that are 'solely payments of principal and interest (SPPI)' on the principal amount outstanding. This assessment is referred to as the SPPI test and is performed at an instrument level. Financial assets with cash flows that are not SPPI are classified and measured at fair value through profit or loss, irrespective of the business model.

The Company's business model for managing financial assets refers to how it manages its financial assets in order to generate cash flows. The business model determines whether cash flows will result from collecting contractual cash flows, selling the financial assets, or both. Financial assets classified and measured at amortised cost are held within a business model with the objective to hold financial assets in order to collect contractual cash flows while financial assets classified and measured at fair value through OCI are held within a business model with the objective of both holding to collect contractual cash flows and selling.

Purchases or sales of financial assets that require delivery of assets within a time frame established by regulation or convention in the market place (regular way trades) are recognised on the trade date, i.e., the date that the group commits to purchase or sell the asset.



For Creative Graphics Premedia Pvt. Ltd.

Deepanshu
Director

For Creative Graphics Premedia Pvt. Ltd.

Sarita
Director

Creative Graphics Premedia Private Limited

Notes to the financial statements for the year ended March 31, 2024

2.11 Financial Instruments continued

Subsequent measurement

For purposes of subsequent measurement, financial assets are classified in following categories:

- ▶ Financial assets at amortised cost
- ▶ Financial assets at fair value through profit or loss
- ▶ Financial assets at fair value through other comprehensive income (FVTOCI) with recycling of cumulative gains and losses
- ▶ Financial assets designated at fair value through OCI with no recycling of cumulative gains and losses upon derecognition

A 'financial asset' is measured at amortised cost if both the following conditions are met:

- a) The asset is held within a business model whose objective is to hold assets for collecting contractual cash flows, and
- b) Contractual terms of the asset give rise on specified dates to cash flows that are solely payments of principal and interest (SPPI) on the principal amount outstanding.

After initial measurement, such financial assets are subsequently measured at amortised cost using the effective interest rate (EIR) method. Amortised cost is calculated by taking into account any discount or premium on acquisition and fees or costs that are an integral part of the EIR. The EIR amortisation is included in finance income in the profit or loss. The losses arising from impairment are recognised in the profit or loss. The Company's financial assets at amortised cost includes loans and other financial assets.

A 'financial asset' is measured at FVOCI if both the following conditions are met:

- a) The objective of the business model is achieved both by collecting contractual cash flows and selling the financial assets, and
- b) The asset's contractual cash flows represent SPPI.

Upon initial recognition, the group can elect to classify irrevocably its equity investments as equity instruments designated at fair value through OCI when they meet the definition of equity under Ind AS 32 Financial Instruments: Presentation and are not held for trading. The classification is determined on an instrument-by-instrument basis. Equity instruments which are held for trading and contingent consideration recognised by an acquirer in a business combination to which Ind AS103 applies are classified as at FVTPL.

Gains and losses on these financial assets are never recycled to profit or loss. Dividends are recognised as other income in the statement of profit and loss when the right of payment has been established, except when the Group benefits from such proceeds as a recovery of part of the cost of the financial asset, in which case, such gains are recorded in OCI. Equity instruments designated at fair value through OCI are not subject to impairment assessment.

Financial assets at fair value through profit or loss are carried in the balance sheet at fair value with net changes in fair value recognised in the statement of profit and loss. This category includes investments in mutual funds. Dividends on such investments are recognised in the statement of profit and loss when the right of payment has been established.

Derecognition

A financial asset (or, where applicable, a part of a financial asset or part of a group of similar financial assets) is primarily derecognised (i.e. removed from a Company's balance sheet) when:

- The rights to receive cash flows from the asset have expired, or
- The group has transferred its rights to receive cash flows from the asset and either (a) the group has transferred substantially all the risks and rewards of the asset, or (b) the group has neither transferred nor retained substantially all the risks and rewards of the asset, but has transferred control of the asset.

Impairment of financial assets

A financial asset is assessed at each reporting date to determine whether there is any objective evidence that it is impaired. A financial asset is considered to be impaired, if objective evidence indicates that one or more events have had a negative effect on the estimated future cash flows of that asset.

For trade receivables, the group applies a simplified approach in calculating ECLs. Therefore, the group does not track changes in credit risk, but instead recognises a loss allowance based on lifetime ECLs at each reporting date. The group has established a provision matrix that is based on its historical credit loss experience, adjusted for forward-looking factors specific to the debtors and the economic environment.

Financial liabilities

Initial recognition and measurement

All financial liabilities are recognised initially at fair value and, in the case of loans and borrowings and payables, net of directly attributable transaction costs.

Subsequent measurement

For purposes of subsequent measurement, financial liabilities are classified in two categories:

- Financial liabilities at fair value through profit or loss
- Financial liabilities at amortised cost (loans and borrowings)

Derecognition

A financial liability is derecognised when the obligation under the liability is discharged or cancelled or expires. When an existing financial liability is replaced by another from the same lender on substantially different terms, or the terms of an existing liability are substantially modified, such an exchange or modification is treated as the derecognition of the original liability and the recognition of a new liability. The difference in the respective carrying amounts is recognised in the statement of profit and loss.

Offsetting of financial instruments

Financial assets and financial liabilities are offset and the net amount is reported in the balance sheet if there is a currently enforceable legal right to offset the recognised amounts and there is an intention to settle on a net basis, to realise the assets and settle the liabilities simultaneously.

Derivative financial instruments

Derivatives are initially recognized at fair value on the date a derivative contract is entered into and are subsequently re-measured to their fair value at the end of each reporting period. The accounting for subsequent changes in fair value depends on whether the derivative is designated as a hedging instrument, and if so, the nature of the item being hedged and the type of hedge relationship designated.

Forward contracts are used to hedge forecast transactions, the Group generally designates only the change in fair value of the forward contract related to the spot component as the hedging instrument. Gains or losses relating to the effective portion of the change in the spot component of the forward contracts are recognized in other comprehensive income in cash flow hedging reserve within equity. In some cases, the entity may designate the full change in fair value of the forward contract (including forward points) as the hedging instrument. In such cases, the gains and losses relating to the effective portion of the change in fair value of the entire forward contract are recognized in the cash flow hedging reserve within equity.



For Creative Graphics Premedia Pvt. Ltd.
Repus
Director

For Creative Graphics Premedia Pvt. Ltd.
Sarika
Director

Creative Graphics Premedia Private Limited

Notes to the financial statements for the year ended March 31, 2024

2.12 Cash and Cash Equivalents

Cash and cash equivalent in the balance sheet comprise of cash balances at banks, on hand cash balances and demand deposits with an original maturity of three months or less, that are readily convertible to a known amount of cash and subject to an insignificant risk of changes in value. In the cash flow statement, cash and cash equivalents includes cash in hand, cash at bank, demand deposits with banks, other short-term highly liquid investments with original maturities of three months or less.

2.13 Earnings Per Share

Basic earnings per share is calculated by dividing the net profit for the year attributable to equity shareholders by the weighted average number of equity shares outstanding during the year. Earnings considered in ascertaining the Company's earnings per share is the net profit for the year after deducting any attributable tax thereto for the year. For the purpose of calculating diluted earnings per share, the net profit for the year attributable to equity shareholders and the weighted average number of shares outstanding during the year is adjusted for the effects of all dilutive potential equity shares.

2.14 Segment Reporting

Based on "Management Approach" as defined in Ind AS 108 - Operating Segments, the Chief Operating Decision Maker evaluates the Company's performance and allocates the resources based on an analysis of various performance indicators by business segments. Inter segment sales and transfers are reflected at market prices. Unallocable items includes general corporate income and expense items which are not allocated to any business segment.

Segment Policies

The group prepares its segment information in conformity with the accounting policies adopted for preparing and presenting the standalone financial statements of the group as a whole. Common allocable costs are allocated to each segment on an appropriate basis.

2.15 Significant accounting estimates, judgements and assumptions

The preparation of the Company's Standalone financial statements in conformity with Ind AS requires management to make judgements, estimates and assumptions that affect the reported amounts of revenues, expenses, assets and liabilities and the accompanying disclosures, and the disclosure of contingent liabilities. Uncertainty about these assumptions and estimates could result in outcomes that require a material adjustment to the carrying amount of assets or liabilities affected in future periods. The estimates and associated assumptions are based on historical experience and various other factors that are believed to be reasonable under the circumstances existing when the Standalone financial statements were prepared. The estimates and underlying assumptions are reviewed on an ongoing basis. Revision to accounting estimates is recognized in the year in which the estimates are revised and in any future year affected.

In the process of applying the Company's accounting policies, management has made the following judgements which have significant effect on the amounts Recognized in the Standalone financial statements:

a. Useful lives of property, plant and equipment and intangible assets: Determination of the estimated useful life of tangible assets and intangible assets and the assessment as to which components of the cost may be Capitalized. Useful life of tangible assets is based on the life specified in Schedule II of the Companies Act, 2013 and also as per management estimate for certain category of assets. Assumption also need to be made, when group assesses, whether as asset may be Capitalized and which components of the cost of the assets may be capitalized.

b. Contingencies: Management judgement is required for estimating the possible outflow of resources, if any, in respect of contingencies/ claim/ litigation against group as it is not possible to predict the outcome of pending matters with accuracy.

c. Fair value measurements and valuation processes : Some of the Companies assets and liabilities are measured at fair value for financial reporting purposes. The Management determines the appropriate valuation techniques and inputs for the fair value measurements. In estimating the fair value of an asset or a liability, the group used market-observable data to the extent it is available. Where Level 1 inputs are not available, the group engaged third party qualified valuers to perform the valuations in order to determine the fair values based on the appropriate valuation techniques and inputs to fair value measurements such as Discounted Cash Flow model. The inputs to these models are taken from observable markets where possible, but where this is not feasible, a degree of judgment is required in establishing fair values. Judgments include considerations of inputs such as liquidity risk, credit risk and volatility. Changes in assumptions about these factors could affect the reported fair value of financial instruments.

d. Estimation of defined benefit plans : The obligation arising from defined benefit plan is determined on the basis of actuarial assumptions. Key actuarial assumptions include discount rate, trends in salary escalation, actuarial rates and life expectancy. The discount rate is determined by reference to market yields at the end of the reporting period on government bonds. The period to maturity of the underlying bonds correspond to the probable maturity of the post-employment benefit obligation.

e. Tax expense : Tax expense is calculated using applicable tax rate and laws that have been enacted or substantially enacted. In arriving at taxable profit and all tax bases of assets and liabilities, the Group determines the taxability based on tax enactments, relevant judicial pronouncements and tax expert opinions, and makes appropriate provisions which includes an estimation of the likely outcome of any open tax assessments / litigations. Any difference is recognized on closure of assessment or in the period in which they are agreed.

Deferred income tax assets are recognized to the extent that it is probable that future taxable income will be available against which the deductible temporary differences, unused tax losses, unabsorbed depreciation and unused tax credits could be utilised.

f. Operating lease commitments - group as lessor The group has entered into lease agreement for certain plant and machinery. The group has determined based on an evaluation of the terms and conditions of the arrangements, such as the lease term not constituting a major part of the economic life of the asset and the fair value of the asset, that it retains all the significant risks and rewards of ownership of these properties and accounts for the contracts as operating leases.

2.16 Recent accounting pronouncements

Ministry of Corporate Affairs ("MCA") notifies new standards or amendments to the existing standards under Companies (Indian Accounting Standards) Rules as issued from time to time. For the year ended March 31, 2024, MCA has not notified any new standards or amendments to the existing standards applicable to the Company.



For Creative Graphics Premedia Pvt. Ltd. For Creative Graphics Premedia Pvt. Ltd.

Devesh P
Director

Sarika
Director

Creative Graphics Premedia Private Limited

Notes to the financial statements for the year ended March 31, 2024

(3) Property, plant and equipment

(in Rupees '000)

Particulars	Plant and Machinery	Total
Gross carrying amount		
As at April 01, 2023	74	74
Additions	-	-
Disposals	-	-
Reclassification	-	-
As at March 31, 2024	74	74
Accumulated depreciation		
As at April 01, 2023	10	10
Charge for the year	12	12
On disposals	-	-
Reclassification	-	-
As at March 31, 2024	22	22
Net carrying amount as at March 31, 2024	52	52
Gross carrying amount		
As at April 01, 2022	-	-
Transition impact	-	-
Deemed cost as at April 01, 2022	-	-
Additions	74	74
Disposals	-	-
Reclassification	-	-
As at March 31, 2023	74	74
Accumulated depreciation		
As at April 01, 2022	-	-
Transition impact	-	-
Charge for the year	10	10
On disposals	-	-
As at March 31, 2023	10	10
Net carrying amount as at March 31, 2023	64	64



For Creative Graphics Premedia Pvt. Ltd. For Creative Graphics Premedia Pvt. Ltd.

[Signature]

Director

[Signature]

Director

Creative Graphics Premedia Private Limited

Notes to the financial statements for the year ended March 31, 2024

(In Rupees '000)

Particulars	As at		As at		As at	
	March 31, 2024	March 31, 2023	March 31, 2023	April 01, 2022	March 31, 2024	March 31, 2023
(4) Trade receivables						
Unsecured, considered good						
- Third Party			6,691	6,308		
Total trade receivables			6,691	6,308		
Ageing of trade receivables						
As at March 31, 2024						

Particulars	Not due	Outstanding for following periods from due date of payment				Total
		Less than 6 Months	6 months – 1 year	1-2 years	2-3 years	
Trade receivables						
(i) Undisputed Trade receivables – considered good	-	5,313	415	27	-	5,755
(ii) Undisputed Trade Receivables – which have significant increase in credit risk	-	-	158	767	-	935
(iii) Undisputed Trade Receivables – credit impaired	-	-	-	-	-	-
(iv) Disputed Trade Receivables – considered good	-	-	-	-	-	-
(v) Disputed Trade Receivables – which have significant increase in credit risk	-	-	-	-	-	-
(vi) Disputed Trade Receivables – credit impaired	-	5,313	583	-	-	6,691
As at March 31, 2023						

Particulars	Not due	Outstanding for following periods from due date of payment				Total
		Less than 6 Months	6 months – 1 year	1-2 years	2-3 years	
Trade receivables						
(i) Undisputed Trade receivables – considered good	-	5,514	27	-	-	5,541
(ii) Undisputed Trade Receivables – which have significant increase in credit risk	-	-	767	-	-	767
(iii) Undisputed Trade Receivables – credit impaired	-	-	-	-	-	-
(iv) Disputed Trade Receivables – considered good	-	-	-	-	-	-
(v) Disputed Trade Receivables – which have significant increase in credit risk	-	-	-	-	-	-
(vi) Disputed Trade Receivables – credit impaired	-	5,514	794	-	-	6,308
As at March 31, 2023						

For Creative Graphics Premedia Pvt. Ltd. For Creative Graphics Premedia Pvt. Ltd.

[Signature] *[Signature]*

Director Director

Creative Graphics Premedia Private Limited

Notes to the financial statements for the year ended March 31, 2024

(In Rupees '000)

Particulars	As at	As at	As at
	March 31, 2024	March 31, 2023	April 01, 2022
(5) Deferred tax assets / (liabilities)			
Difference between book and tax value of property, plant and equipment	0	(0)	-
Other	2	3	4
Total Deferred tax assets / (liabilities)	2	3	4

Movements in deferred tax assets/(liabilities)

Particulars	Property, plant and equipment		Others		Total	
	As at	As at	As at	As at	As at	As at
	March 31, 2024	March 31, 2023	March 31, 2023	April 01, 2022	March 31, 2024	March 31, 2023
At April 1, 2022						
(Charged) / Credited			4		4	
- to profit or loss	(0)	(1)	(1)		(1)	
- to other comprehensive income						
At March 31, 2023	(0)	3	3		3	3
At April 1, 2023						
(Charged) / Credited			(0)	3	3	
- to profit or loss	1	(2)	(2)		(1)	
- to other comprehensive income						
At March 31, 2024	0	2	2		2	2

Particulars	As at	As at	As at
	March 31, 2024	March 31, 2023	April 01, 2022

Particulars	As at	As at	As at
	March 31, 2024	March 31, 2023	April 01, 2022
(6) Other assets			
Current assets			
Prepaid expenses	49	-	-
Advances to suppliers	47	9	-
Advances to employee	-	6	-
Advances to related parties (Refer note 20)	45	45	-
Balance with government authorities*	-	95	-
Other	-	-	45
Total current assets	141	155	45
* Balance with government authorities include GST			

Particulars	As at	As at	As at
	March 31, 2024	March 31, 2023	April 01, 2022
(7) Cash and cash equivalents			
Cash in hand	5	7	-
Balances with scheduled banks			
In current accounts	498	766	55
Fixed Deposit	-	-	-
Total cash and cash equivalents	493	773	55



For Creative Graphics Premedia Pvt. Ltd. For Creative Graphics Premedia Pvt. Ltd.

[Signature]
Director

[Signature]
Director

Creative Graphics Premedia Private Limited

Notes to the financial statements for the year ended March 31, 2024

(In Rupees '000)

Particulars	As at March 31, 2024	As at March 31, 2023	As at April 01, 2022

(8) Equity share capital

Authorised

10,000 equity shares of face value Rs. 10 each
(March 31, 2023 : 10,000 equity shares of face value Rs. 10 each)
(April 1, 2022 : 10,000 equity shares of face value Rs. 10 each)

Issued, subscribed and fully paid-up

10,000 equity share of face value Rs.10 each fully paid up
(March 31, 2023 : 10,000 equity share of face value Rs.10 each fully paid up)
(April 1, 2022 : 10,000 equity share of face value Rs.10 each fully paid up)

(a) Reconciliation of shares outstanding at the beginning and at the end of the year

Particulars	As at March 31, 2024		As at March 31, 2023		As at April 1, 2022	
	Number of shares	Amount (in Rupees '000)	Number of shares	Amount (in Rupees '000)	Number of shares	Amount (in Rupees '000)
Equity shares						
At the commencement of the year	10,000	100	10,000	100	10,000	100
Issued during the year						
At the end of the year	10,000	100	10,000	100	10,000	100

During the year ended March 31, 2023 company issued 10,000 equity shares on May 5, 2022.

(b) Particulars of shareholders holding more than 5% shares of a class of shares

Particulars	As at March 31, 2024			As at March 31, 2023			As at April 1, 2022		
	% of total shares in the class	Number of shares	Amount (in Rupees '000)	% of total shares in the class	Number of shares	Amount (in Rupees '000)	% of total shares in the class	Number of shares	Amount (in Rupees '000)
Equity shares of Rs. 10 each fully paid-up held by									
Sarika Goel	0.00%	-	-	10%	1,000	10	10%	1,000	10
Deepanshu Goel	0.01%	1	0.01	90%	9,000	90	90%	9,000	90
Creative Graphics Solution India Limited	99.99%	9,999	99.99	-	-	-	-	-	-

(c) Details of shares held by promoters

Promoter Name	As at March 31, 2024		As at March 31, 2023		As at April 01, 2022					
	No. of shares at the beginning of the year	Change during the year	No. of shares at the end of the year	% of Total Shares	% change during the year	No. of shares at the beginning of the year	Change during the year	No. of shares at the end of the year	% of Total Shares	% change during the year
Sarika Goel	1,000	(1,000.00)	-	0%	100.00%	1,000	-	1,000	10%	100%
Deepanshu Goel	9,000	(8,999.00)	1	0.01%	99.99%	9,000	1	9,001	90%	100%
Creative Graphics Solution India Limited	10,000	9,999.00	9,999	99.99%	100.00%	10,000	-	10,000	100%	100%
Total	10,000	-	10,000	-	-	10,000	1,000	11,000	100%	100%

As at March 31, 2023

Promoter Name	No. of shares at the beginning of the year	Change during the year	No. of shares at the end of the year	% of Total Shares	% change during the year
Sarika Goel	1,000	1,000	2,000	10%	100%
Deepanshu Goel	9,000	9,000	18,000	90%	100%
Total	10,000	10,000	20,000	100%	100%

For Creative Graphics Premedia Pvt. Ltd.



Director

For Creative Graphics Premedia Pvt. Ltd.



Director

(d) Rights, preferences and restrictions attached to equity shares

The Company has one class of equity shares having a par value of Rs 10 per share. Each shareholder is eligible for one vote per share held. The dividend proposed by the Board of Directors is subject to the approval of the shareholders in the ensuing Annual General Meeting, except in case of interim dividend. In the event of liquidation, the equity shareholders are eligible to receive the remaining assets of the Company after distribution of all preferential amounts, in proportion to their shareholding.

(e) There were no shares allotted pursuant to contract without payment being received in cash or as fully paid up by way of bonus shares or any shares bought back.

(f) There are no unpaid calls from any director or officer.

(g) Details of shares held by the holding company, the ultimate holding company, their subsidiaries and associates: NIL

(h) The Company has not paid any dividend for year ended March 31, 2024 and March 31, 2023

For Creative Graphics Premedia Pvt. Ltd. For Creative Graphics Premedia Pvt. Ltd.


Director


Director



Creative Graphics Premedia Private Limited

Notes to the financial statements for the year ended March 31, 2024

(In Rupees '000)

Particulars	As at	As at	As at
	March 31, 2024	March 31, 2023	April 01, 2022
(9) Other equity			
Retained earnings	1,742	1,182	(38)
Total other equity	1,742	1,182	(38)

Particulars	As at	As at	As at
	March 31, 2024	March 31, 2023	April 01, 2022
(10) Borrowings			
Current			
Loans payable on demand from:			
Unsecured:			
- Related parties [^] (Refer note 20)	1,409	1,409	-
Total current borrowings	1,409	1,409	-
^v Unsecured loan from related parties are realisable on demand.			

Particulars	As at	As at	As at
	March 31, 2024	March 31, 2023	April 01, 2022
(11) Trade payables			
Current trade payables			
- Dues of micro enterprises and small enterprises	1,195	43	-
- Dues of creditors other than micro enterprises and small enterprises	2,159	1,858	-
Total current trade payables	3,353	1,901	-

The Company has the process of identification of suppliers registered under the Micro, Small and Medium Enterprises Development ("MSMED") Act, 2006, by obtaining confirmations from all suppliers. The Company has not received intimation from any of the suppliers regarding their status under MSMED Act, 2006 and hence discloses if any, relating to amounts unpaid as at the year end together with interest.

Particulars	Outstanding for following periods from due date of payment				Total
	Less than 1 year	1-2 years	2-3 years	More than 3 years	
(i) Total outstanding dues of micro enterprises and small enterprises	2,153	5	-	-	2,159
(ii) Total outstanding dues of creditors other than micro enterprises and small enterprises	1,195	-	-	-	1,195
(iii) Disputed dues of micro enterprises and small enterprises	-	-	-	-	-
(iv) Disputed dues of creditors other than micro enterprises and small enterprises	-	-	-	-	-
Total	3,348	-	-	-	3,353

Particulars	Outstanding for following periods from due date of payment				Total
	Less than 1 year	1-2 years	2-3 years	More than 3 years	
(i) Total outstanding dues of micro enterprises and small enterprises	43	-	-	-	43
(ii) Total outstanding dues of creditors other than micro enterprises and small enterprises	1,858	-	-	-	1,858
(iii) Disputed dues of micro enterprises and small enterprises	-	-	-	-	-
(iv) Disputed dues of creditors other than micro enterprises and small enterprises	-	-	-	-	-
Total	1,901	-	-	-	1,901

For Creative Graphics Premedia Pvt. Ltd.


Director

For Creative Graphics Premedia Pvt. Ltd.


Director

Creative Graphics Premedia Private Limited

Notes to the financial statements for the year ended March 31, 2024

(In Rupees, '000)

Particulars	As at		As at	
	March 31, 2024	March 31, 2023	March 31, 2023	April 01, 2022
(12) Other financial liabilities				
Current financial liabilities				
Employee related obligations	53	95	-	1
Due to directors (Refer note 20)	2	2	2	41
Others	936	2,008		
Total current financial liabilities	991	2,105		42
(13) Other liabilities				
Current liabilities				
Advances from Customer	418	520		
Total current liabilities	418	520		-

*Includes liability towards Tax deducted at source, provident fund contribution and Professional tax



For Creative Graphics Premedia Pvt. Ltd. For Creative Graphics Premedia Pvt. Ltd.

[Signature]
Director

[Signature]
Director

Creative Graphics Premedia Private Limited

Notes to the financial statements for the year ended March 31, 2024

Particulars	(in Rupees '000)	
	Year ended March 31, 2024	Year ended March 31, 2023
(14) Revenue from operations		
a) Sale of product and services		
- Domestic sales	20,445	10,600
Total Revenue from operations	20,445	10,600
(15) Cost of raw material consumed		
Inventory at the beginning of the year	-	-
Add : Purchases	3,570	4,347
Less : Raw material at the end of the year	-	-
Cost of raw material consumed	3,570	4,347
(16) Employee benefits expenses		
Salaries, wages and bonus	7,389	270
Contribution to provident and other funds (Refer note 28)	29	-
Leave Encashment	29	-
Staff welfare expense	68	22
Total employee benefits expenses	7,515	292
(17) Depreciation and amortization expense		
Depreciation of property, plant and equipment (Refer note 3)	12	10
Total depreciation and amortization expense	12	10
(18) Other expenses		
Repairs and Maintenance	9	20
Fees, Rates and Taxes	7	1
Freight Charges	772	137
Advertisement and publicity expenses	514	619
Consumables	294	377
Designing, Cuting, Dying, Sampling and other related expenses	3,330	2,957
Travelling and Conveyance	341	160
Legal and professional charges	3,060	14
Security and maintenance charges	1	-
Telephone and communication expenses	1	-
Bad debt	10	-
Membership and subscriptions	171	8
Printing & Stationery	23	-
Auditors Remuneration (Refer note 18.1 below)	25	23
Miscellaneous expenses	0	7
Total other expenses	8,559	4,323
(18.1) Payment to auditors :		
(i) Audit fees	25	23
Total payment to auditors	25	23



For Creative Graphics Premedia Pvt. Ltd. For Creative Graphics Premedia Pvt. Ltd.

[Signature] *[Signature]*

Director Director

Creative Graphics Premedia Private Limited

Notes to the financial statements for the year ended March 31, 2024

(19) Employee benefits

(a) Defined contribution plan

The Company has a defined contribution plan in respect of provident fund. Contributions are made to provident fund in India for employees as per regulations. The contributions are made to registered provident fund administered by the Government of India. The obligation of the Company is limited to the amount contributed and it has no further contractual nor any constructive obligation.

Particulars	(in Rupees '000)	
	Year ended March 31, 2024	Year ended March 31, 2023
Employer's contribution to provident fund	29	-
Included in 'Contribution to provident fund under employee benefits expense (Refer Note 16)		

(This space has been intentionally left blank)



For Creative Graphics Premedia Pvt. Ltd.

[Signature]
Director

For Creative Graphics Premedia Pvt. Ltd.

[Signature]
Director

Creative Graphics Premedia Private Limited

Notes to the Standalone financial statements for the year ended March 31, 2024

(20) Related party transactions

(a) Related parties

(i) Entities in which Directors are Interested

Sr. No	Name of the party	Nature of relationship
1	Creative Graphics Solution India Limited	Parent
2	Wahren India Private Limited	Subsidiary of holding company
3	Intellect IT Services Pvt. Ltd.	Entities in which Directors are Interested
4	Eunoia Graphikos Private Limited	Entities in which Directors are Interested

(iii) Key managerial personnel

Sr. No	Particulars	Nature of relationship
1	Deepanshu Goel	Director
2	Sarika Goel	Director

(b) Details of transactions with related parties

Sr no.	Nature of Transaction	(in Rupees '000)	
		March 31, 2024	March 31, 2023
A Transactions			
1 Sales			
	Creative Graphics Solution India Limited	111	-
2 Purchases			
	Creative Graphics Solution India Limited	263	-
3 Expenses Reimbursement			
	Creative Graphics Solution India Limited	4,015	-

Sr no.	Balances	(in Rupees '000)	
		As at March 31, 2024	As at March 31, 2023
B Balances			
1 Advances			
	Directors	45	45
2 Borrowings			
	Deepanshu Goel	1,284	1,284
	Sarika Goel	125	125
3 Due to directors			
	Deepanshu Goel	2	2

The transactions with related parties are made on terms equivalent to those that prevail in arm's length transactions. Outstanding balances at the year-end are unsecured and settlement occurs in cash.

For Creative Graphics Premedia Pvt. Ltd.

Deepanshu Goel

Director

For Creative Graphics Premedia Pvt. Ltd.

Sarika Goel

Director

Creative Graphics Premedia Private Limited

Notes to the financial statements for the year ended March 31, 2024

(21) Fair value measurement

The following table shows the carrying amounts and fair values of financial assets and financial liabilities, including their levels in the fair value hierarchy. It does not include fair value information for financial assets and financial liabilities if the carrying amount is a reasonable approximation of fair value those include cash and cash equivalents, other bank balances, trade receivables and trade

(a) Financial instruments by category

	At amortised cost	March 31, 2024	March 31, 2023	(in Rupees '000) April 1, 2022
Assets				
Trade receivables		6,691	6,308	-
Cash and cash equivalents		493	773	55
Other financial assets		-	-	-
Total assets		7,183	7,082	55
Liabilities				
Borrowings		1,409	1,409	-
Trade payables		3,353	1,901	-
Other financial liabilities		991	2,105	42
Total liabilities		5,753	5,415	42

Note: Carrying amounts of trade receivables, cash and cash equivalents, bank balances, loans, other financial assets, borrowings, trade payable and other financial liabilities as at year ended March 31, 2024, March 31, 2023 and April 01, 2022 approximate their fair value due to their short-term nature. Difference between carrying amounts and fair values of other financial assets and other financial liabilities subsequently measured at amortised cost is not significant in each of the periods presented.



For Creative Graphics Premedia Pvt. Ltd. For Creative Graphics Premedia Pvt. Ltd.

[Signature]
Director

[Signature]
Director

Creative Graphics Premedia Private Limited

Notes to the financial statements for the year ended March 31, 2024

(22) Financial risk management framework

The Company's Board of Directors has overall responsibility for the establishment and oversight of the Company's risk management framework. The Board is responsible for developing and monitoring the Company's risk management policies. The Board holds regular meetings on its activities.

The Company's risk management policies are established to identify and analyse the risks faced by the Company, to set appropriate risk limits and controls and to monitor risks and adherence to limits. Risk management policies and systems are reviewed regularly to reflect changes in market conditions and the Company's activities. The Company, through its training and management standards and procedures, aims to maintain a disciplined and constructive control environment in which all employees understand their roles and obligations.

The Board oversees how management monitors compliance with the Company's risk management policies and procedures, and reviews the adequacy of the risk management framework in relation to the risks faced by the Company.

a). Credit risk

Credit risk is the risk of financial loss to the Company if a customer or counterparty to a financial instrument fails to meet its contractual obligations, and arises principally from the Company's receivables from customers.

Trade and other receivables

The Company's exposure to credit risk is influenced mainly by the individual characteristics of each customer. However, management also considers the factors that may influence the credit risk of its customer base, including the default risk of the industry and country in which customers operate.

A default on a financial asset is when the counterparty fails to make contractual payments when they fall due. This definition of default is determined by considering the business environment in which Company operates and other macro-economic factors.

Credit quality of a customer is assessed based on its credit worthiness and historical dealings with the Company, market intelligence and goodwill. Outstanding customer receivables are regularly monitored. The management uses a simplified approach for the purpose of computation of expected credit loss for trade receivables and other receivables.

Cash and cash equivalents and other bank balances

The Company held cash and cash equivalents and other bank balances of Rs. 178 Lakhs as at March 31, 2024 Rs.25 Lakhs as at March 31, 2023. The credit worthiness of banks and financial institutions is evaluated by management on an ongoing basis and is considered to be good.

Other financial assets

Other financial assets measured at amortised cost includes deposits and fixed deposits with bank having original maturity period of more than 12 months. Credit risk related to these financial assets are managed by monitoring the recoveries of such amounts on regular basis and the Company does not perceive any credit risk related to these financial assets.

Other than trade and other receivables, the Company has no other financial assets that are past due but not impaired.

b). Liquidity risk


Liquidity risk is the risk that the Company will encounter difficulty in meeting the obligations associated with its financial liabilities that are settled by delivering cash or another financial asset. The Company's approach to managing liquidity is to ensure, as far as possible, that it will have sufficient liquidity to meet its liabilities when they are due.

Maturities of financial liabilities

The below table analyses the Company's financial liabilities into relevant maturity based on their contractual maturities. The amounts disclosed in the table are contractual undiscounted cash flows.

Particulars	(in Rupees '000)	
	<12months	>12months
March 31, 2024		
Non Derivative financial instruments		
Borrowings	1,409	-
Trade payables	3,353	-
Other financial liabilities	991	-
March 31, 2023		
Non Derivative financial instruments		
Borrowings	1,409	-
Trade payables	1,901	-
Other financial liabilities	2,105	-

For Creative Graphics Premedia Pvt. Ltd.


Director

For Creative Graphics Premedia Pvt. Ltd.


Director

(c). Market risk

Market risk is the risk arising from changes in market prices – such as foreign exchange rates and interest rates – that will affect the Company's income or the value of its holdings of financial instruments. Market risk is attributable to all market risk sensitive financial instruments including foreign currency receivables and payables and long term debt. The Company is exposed to market risk primarily related to foreign exchange rate risk, interest rate risk and the market value of the investments. Thus, the exposure to market risk is a function of investing and borrowing activities and revenue generating and operating activities in foreign currency.

(i). Interest rate risk

Interest rate risk can be either fair value interest rate risk or cash flow interest rate risk. Fair value interest rate risk is the risk of changes in fair values of fixed interest bearing investments because of fluctuations in the interest rates. Cash flow interest rate risk is the risk that the future cash flows of floating interest bearing investments will fluctuate because of fluctuations in the interest rates.

Exposure to interest rate risk

The Companies exposure to interest rate risks relates primarily to the Companies interest obligations on its borrowings. Borrowings taken at variable rates are exposed to fair value interest rate risk, due to which it has assessed that there are no material interest rate risk and any exposure thereof.

(ii). Capital risk management

The Company aims to manage its capital efficiently so as to safeguard its ability to continue as a going concern and to optimise returns to its shareholders. The capital structure of the Company is based on management's judgement of the appropriate balance of key elements in order to meet its strategic and day-to-day needs. The Company's policy is to maintain a stable and strong capital structure with a focus on total equity so as to maintain investor, creditors and market confidence and to sustain future development and growth of its business.

The Company monitors its capital by using gearing ratio, which is net debt divided to total equity. Net debt includes borrowings net of cash and bank balances and total equity comprises of equity share capital, general reserve, securities premium, other comprehensive income and retained earnings.

Particulars	(in Rupees '000)	
	March 31, 2024	March 31, 2023
Borrowings	1,409	1,409
Less : Cash and cash equivalents	(493)	(773)
Net Debt	916	636
Equity	1,842	1,282
Total Capital	1,842	1,282
Total Capital and Net Debt	2,758	1,918
Capital gearing ratio	0.33	0.33

Loan covenants

The Company is required to comply with all the loan covenants as set out in the loan agreement/facility letter. The Company has complied with these covenants during the reporting period.

For Creative Graphics Premedia Pvt. Ltd. For Creative Graphics Premedia Pvt. Ltd.



Director



Director

Creative Graphics Premedia Private Limited

Notes to the financial statements for the year ended March 31, 2024

(23) First-time adoption of Ind AS

As stated in note 2, the Company has prepared its first Ind AS financial statements for the year ended March 31, 2024. These financial statements for the year ended March 31, 2024 have been prepared in accordance with Ind AS. The preparation of these financial statements resulted in changes to the accounting policies as compared to most recent annual financial statements prepared under Indian GAAP ("Previous GAAP"). Accounting policies have been applied consistently to all periods presented in the financial statements. The Company has also applied the accounting policies in preparing the Ind AS.

Exemptions applied :

Ind AS 101 allows first-time adopters certain exemptions from the retrospective application of certain requirements under Ind AS. The Company has applied the following exemptions with respect to transition to Ind AS:

a. Deemed cost exemption The Company has elected to continue with the carrying value of all of its property, plant and equipment as recognised in the financial statements as at the date of transition to Ind AS, measured as per previous GAAP and used it as its deemed cost at the date of transition.

Exceptions applied

a. De-recognition of financial assets and liabilities exception : Financial assets and liabilities de-recognised before transition date are not re-recognised under Ind AS.

b. Classification and measurement of financial assets : The fair value of the financial asset or the financial liability at the date of transition to Ind AS is considered as new gross carrying amount of that financial asset or the new amortised cost of that financial liability at the date of transition to Ind AS.

Impact of transition to Ind AS

Net Ind-AS transition adjustments of Nil as at March 31, 2023 has been adjusted from retained earnings.

Particulars	Note	March 31, 2023			April 1, 2022		
		IGAAP	Ind AS Adjustment	Ind AS	IGAAP	Ind AS Adjustment	Ind AS
(in Rupees '000)							
ASSETS							
(A) Non-current assets							
(a) Property, plant and equipment	a	64	-	64	-	-	-
(b) Deferred tax assets		3	-	3	4	-	4
Total non-current assets		67	-	67	4	-	4
(B) Current assets							
(a) Inventories		-	-	-	-	-	-
(b) Financial assets		-	-	-	-	-	-
(i) Trade receivables		6,308	-	6,308	-	-	-
(ii) Cash and cash equivalents		773	-	773	55	-	55
(c) Other assets		155	-	155	45	-	45
Total current assets		7,236	-	7,236	100	-	100
Total assets		7,303	-	7,303	104	-	104
EQUITY AND LIABILITIES							
(A) Equity							
(a) Share capital		100	-	100	100	-	100
(b) Other equity		1,182	-	1,182	(38)	-	(38)
Total equity		1,282	-	1,282	62	-	62
(B) Liabilities							
(I) Non-current liabilities							
Total non-current liabilities		-	-	-	-	-	-
(II) Current liabilities							
(a) Financial liabilities							
(i) Borrowings		1,409	-	1,409	-	-	-
(ii) Trade payables		-	-	-	-	-	-
1. Dues of micro enterprises and small enterprises		43	-	43	-	-	-
2. Dues of creditors other than micro enterprises and small		1,858	-	1,858	-	-	-
(iii) Other financial liabilities		2,105	-	2,105	42	-	42
(b) Other liabilities		520	-	520	-	-	-
(c) Current tax liability		87	-	87	-	-	-
Total current liabilities		6,021	-	6,021	42	-	42
Total Equity and Liabilities		7,303	-	7,303	104	-	104

Reconciliation of Other equity	Note	As at March 31, 2023	As at April 1, 2022
Previously reported		1,182	(38)
Revised other equity		1,182	(38)

Reconciliation of Total comprehensive Income	Note	Year ended March 31, 2023
Previously reported		1,220
Net loss before tax as per Ind AS		1,220

a. Deemed cost exemption: The Company has elected to continue with the carrying value of all of its property, plant and equipment as recognised in the financial statements as at the date of transition to Ind AS, measured as per previous GAAP and used it as its deemed cost at the date of transition.

e. Estimates :

- The estimates at March 31, 2023 are consistent with those made for the same dates in accordance with Indian GAAP (after adjustments to reflect any differences in accounting policies).
- The estimates used by the Company to present these amounts in accordance with Ind AS reflect conditions at the date of transition to Ind AS and as at March 31, 2023.

Explanation of material adjustments to Statement of Cash Flows :

There were no material differences between the statement of cash flows presented under Ind AS and the previous GAAP except due to various re-classification adjustments recorded under Ind AS and difference in the definition of cash and cash equivalents under these two GAAPs.



For Creative Graphics Premedia Pvt. Ltd. For Creative Graphics Premedia Pvt. Ltd.

Debasis
Director

Savika
Director

Creative Graphics Premedia Private Limited

Notes to the financial statements for the year ended March 31, 2024

(24) Ratio Analysis and its elements

(a)	Ratio	Numerator	Denominator	March 31, 2024	March 31, 2023	% change	Remarks
	Current ratio	Current Assets	Current Liabilities	1.19	1.20	-1%	
	Debt- Equity Ratio	Total Debt	Shareholder's Equity	0.76	1.10	-30%	Increase due to increase of other equity during the current financial year
	Debt Service Coverage ratio	Earnings for debt service = Net profit after taxes + Non-cash operating expenses	Debt service = Interest payable to bank	NA	NA	NA	
	Return on net worth*	Net Profits after taxes	Shareholder's Equity	0.30	0.95	-68%	Decrease due to decrease in profit during the current financial year
	Inventory Turnover ratio	Cost of goods sold	Average Inventory	NA	NA	NA	
	Trade Receivable Turnover Ratio	Net credit sales = Gross credit sales - sales return	Average Trade Receivable	3.15	NA	NA	
	Trade Payable Turnover Ratio	Net credit purchases = Gross credit purchases - purchase return	Average Trade Payables	1.36	4.57	-70%	Increase due to increase in creditors during the current Financial year
	Net Capital Turnover Ratio	Net sales = Total sales - sales return	Working capital = Current assets - Current liabilities	17.73	8.72	103%	Increase due to increase in sales during the current Financial year
	Net Profit ratio	Net Profit	Net sales = Total sales - sales return	0.03	0.12	-76%	Decrease due to increase in sales during the current Financial year
	Return on Capital Employed	Earnings before interest and taxes	Capital Employed = Tangible Net Worth + Total Debt + Deferred Tax Liability	0.24	0.61	-60%	Decrease due to decrease in profit during the current financial year



For Creative Graphics Premedia Pvt. Ltd. For Creative Graphics Premedia Pvt. Ltd.

[Signature]
Director

[Signature]
Director

Creative Graphics Premedia Private Limited

Notes to the financial statements for the year ended March 31, 2024

(25) Earnings per share

Particulars	Year ended	Year ended
	March 31, 2024	March 31, 2023
Profit attributable to the equity holders of the Company (Rs in '000)		
Weighted average number of equity shares for EPS (In nos)	560	1,220
Adjustment for calculation of Diluted EPS (In nos)	10,000	9,068
Weighted average number of equity shares for Diluted EPS (In nos)	-	-
Earnings per share	10,000	9,068
- Basic		
- Diluted	56	135
Face value per equity share (Rs.)	56	135
	10	10

(26) Income tax expense

This note provides analysis of Company's Income tax expense, amounts that are recognised directly in equity and how the tax expense is affected by non-assessable and non-deductible items. It also explains significant estimates in relation to the Company's tax position.

(a) Income tax expense is as follows:

Particulars	(In Rupees '000)	
	Year ended	Year ended
	March 31, 2024	March 31, 2023
(a) Profit and loss		
Current tax		
Tax expense relating to prior years	228	407
Deferred tax	-	-
Total tax expense	1	1
	229	408
Income tax expense	229	408

(b) Reconciliation of tax expense and the accounting profit computed by applying income tax rate:

Particulars	(In Rupees '000)	
	Year ended	Year ended
	March 31, 2024	March 31, 2023
Profit before tax		
Tax rate	789	1,628
Computed tax expense	25.17%	25.17%
	198	409
Income tax expense	198	409

(27) Segment reporting

The company is engaged in Premedia services which is single reportable business segment. Hence the Company's financial statements reflect the position for a reportable segment and no separate disclosure is required. The company has its manufacturing operations in India and sales products across various geographies in the world.

All the non-current operating assets are located in India.

No customer from which revenue from sale of product is more than 10 %.

(28) Commitments and contingent liabilities

There are no contingent liabilities and commitments as of year ended March 31, 2024 and March 31, 2023.

(29) Corporate social responsibility

The provisions stipulated under section 135 of the Companies Act 2013 are not applicable to the company for the year ended March 31, 2024 and March 31, 2023.

(30) There are no material subsequent events which have occurred between the reporting date as on September 30, 2023 and adoption of financial statement by board of directors as on May 23, 2024.

(31) The financial statements were authorised for issue by the Company's Board of directors on May 23, 2024.

(32) Other Statutory Information

- The Company do not have any Benami property, where any proceeding has been initiated or pending against the Company for holding any Benami property
- The Company do not have any transactions with companies struck off.
- The Company do not have any charges or satisfaction which is yet to be registered with ROC beyond the statutory period,
- The Company have not traded or invested in Crypto currency or Virtual Currency during the financial year.
- The Company have not advanced or loaned or invested funds to any other person(s) or entity(ies), including foreign entities (Intermediaries) with the understanding that the Intermediary shall:
 - directly or indirectly lend or invest in other persons or entities identified in any manner whatsoever by or on behalf of the company (Ultimate Beneficiaries) or
 - provide any guarantee, security or the like to or on behalf of the Ultimate Beneficiaries
- The Company have not received any fund from any person(s) or entity(ies), including foreign entities (Funding Party) with the understanding (whether recorded in writing or otherwise) that the Company shall:
 - directly or indirectly lend or invest in other persons or entities identified in any manner whatsoever by or on behalf of the Funding Party (Ultimate Beneficiaries) or
 - provide any guarantee, security or the like on behalf of the Ultimate Beneficiaries,
- The Company have not any such transaction which is not recorded in the books of accounts that has been surrendered or disclosed as income during the year in the tax assessments under the Income Tax Act, 1961 (such as, search or survey or any other relevant provisions of the Income Tax Act, 1961.

(33) Previous year figures have been regrouped / reclassified to confirm to current year presentation.

For Yogesh Kansal & Company
Chartered Accountants
Firm's Registration Number: 507136C

CA Abhinav Kansal
Partner
Membership Number: 439591
Place : Delhi
Date : May 23, 2024

UDIN : 24439591RKAJDK4537

For and on behalf of the Board of Directors of
Creative Graphics Premedia Private Limited

CIN: U22300UP2021PTC157172

For Creative Graphics Premedia Pvt. Ltd.

For Creative Graphics Premedia Pvt. Ltd.

Deepanshu Goel
Director
DIN : 03118826
Place : Delhi
Date : May 23, 2024


Sanjay Goel
Director
DIN : 0677690
Place : Delhi
Date : May 23, 2024

Director

(34) Expenditure in Foreign Currency (on accrual basis)

Particulars	March 31,2024	March 31,2023
a) Travelling Expense	NIL	NIL
b) Website or Subscription Charges	NIL	NIL
c) Advertisement or Subscription Charges	NIL	NIL

For Creative Graphics Premedia Pvt. Ltd. For Creative Graphics Premedia Pvt. Ltd.


Director


Director